

CLIFFORD

THE SCIENCE OF SECURITY™

OWNER'S GUIDE

M O D E L

3305X

Congratulations

Congratulations on the purchase of your state-of-the-art security and remote start system. Reading this Owner's Guide prior to using your system will help maximize the use of your system and its many features. For more information, please visit us online (see back cover for URL). For any additional questions, please contact your authorized Directed dealer or contact Directed at **1-800-753-0600** (U.S. only). Additional support is also available at: <http://support.directed.com>.

Additional Guide Information

Only basic commands, features and essential information are covered in this compact guide. Your product has many advanced features which are not discussed here, please consult the expanded online version for these at: www.viper.com. Most sections in this guide also contain additional information which can be found in the expanded online version.

Important information

Government Regulations



Read the *Government Regulations* section of this manual prior to operating this system.

Your Warranty

Your system comes with a warranty. The warranty terms are detailed at the end of this guide. Make sure that you receive the proof of purchase from your dealer, indicating the product was installed by an authorized Directed dealer.

System maintenance

This system needs no specific maintenance beyond remote control battery replacement. The 2-way remote is powered by one 1.5V AAA battery. The 1-way remote is powered by two 3V, CR2016 batteries.

Battery Level Indicator, 2-way

The Battery Level indicator has four level indicators that serve as a visual indication of battery charge. When the battery reaches a low charge level that requires replacement, the remote control generates a single notification chirp, and the Battery Level indicator flashes continuously.

Contents

Congratulations	i
Important information	ii
System maintenance	ii
Patent Information	1
LCD Screen	2
LCD status icons	3
Remote control configuration	4
2-way standard configuration	4
Remote control functions	5
2- way and 1- way	5
Government Regulations	6
Limited lifetime consumer warranty	8

Patent Information

This product is covered by one or more of the following United States patents:

Remote Start Patents:

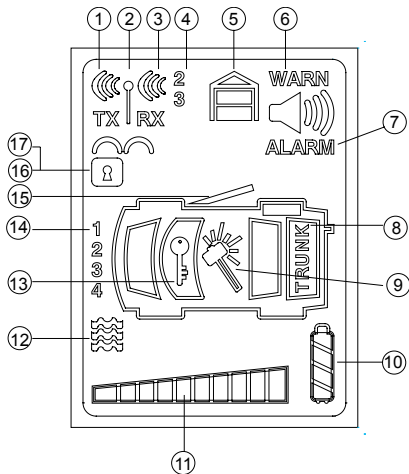
5,349,931; 5,872,519; 5,914,667; 5,952,933; 5,945,936;
5,990,786; 6,028,372; 6,467,448; 6,561,151; 7,191,053;
7,483,783

Vehicle Security Patents:

5,467,070; 5,532,670; 5,534,845; 5,563,576; 5,646,591;
5,650,774; 5,673,017; 5,712,638; 5,872,519; 5,914,667;
5,952,933; 5,945,936; 5,990,786; 6,028,505; 6,452,484







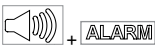






Other patents pending.






LCD Screen








LCD Icon descriptions	
1. Transmit	10. Battery level indicator
2. Out-of-range	11. Remote sending
3. Receive	12. Vibrate mode
4. Auxiliary output 2 or 3	13. Ignition
5. Garage door (no function)	14. Vehicle number
6. Warn away	15. Door
7. Alarm	16. Arm
8. Trunk or Hood	17. Disarm
9. Sensor	




LCD status icons

Icon	Description
1 	On during remote command transmission to the vehicle.
2 	On during remote command transmission to vehicle, but command page is not received.
3 	On during receipt of page from the vehicle to the remote.
4 	Displays which auxiliary is operating, or which security sensor is in Warn Away or alarm state.
5 	No Function
6 	Displays when a security feature is tripped, but not to full alarm.
7 	Displays when a security is tripped to a full alarm state.
8 	Trunk icon flashes a few seconds during full alarm and then remains displayed until page is cleared.
9 	Shock sensor icon flashes a few seconds during Warn Away and full alarm, and then remains displayed until page is cleared.
10 	Battery icon displays current charge capacity of the remote's battery.
11 	Bar indicates remote is sending.
12 	Vibrator icon displays if remote is programmed for vibrator notification. (See remote Programming section)
13 	Ignition icon flashes a few seconds during full alarm, then remains displayed until page is cleared.

Icon	Description
	Hood icon flashes a few seconds during full alarm, and then remains displayed until page is cleared.
14 	Displays the vehicle (1 of 4) that the remote controls. See "Vehicle Select" section.
15 	Door icon flashes a few seconds, and then remains displayed until page is cleared.
16 	Arm icon flashes when doors are locking, and then remains displayed until the system is disarmed.
17 	Disarm icon flashes when doors are unlocking, and then remains displayed until the system is armed.

Remote control configuration





2-way standard configuration	
Arm	
Disarm	
Channel 2/Silent Mode	AUX
Panic	 *
Channel 3	 and 

* On some remote controls, the  icon may exist instead of the  icon. This guide uses the  icon throughout, but the functionality is the same regardless of which one of these icons is used by your system.




Remote control functions

The LCD remote control buttons are used to send commands to the system. The descriptions below reflect the standard configuration for this system. The buttons can be custom configured for the user's specific needs by the installer.*

2- way and 1- way

- Press and release  to lock the doors and arm the vehicle.
- Press and release  to unlock the doors and disarm the vehicle.
- Press and release **AUX** then press  or  to activate Silent Mode™ or press and hold for approximately two seconds to activate an optional auxiliary function such as trunk release.

The auxiliary output controls_____

- Press and hold  for two seconds, to activate Panic.
- Press and release  and  simultaneously to activate an auxiliary convenience or expansion option.

The auxiliary output controls_____

* See this section in full online guide for additional details.

Government Regulations

This device complies with Part 15 of FCC rules. Operation is subject to the following two conditions: (1) This device may not cause harmful interference, and (2) This device must accept any interference received, including interference that may cause undesirable operation.

This equipment has been tested and found to comply with the limits for a class B digital device, pursuant to Part 15 of the FCC Rules. These limits are designed to provide reasonable protection against harmful interference in a residential installation. This equipment generates and can radiate radio frequency energy and, if not installed and used in accordance with the instruction manual, may cause harmful interference to radio communications. However, there is no guarantee that interference will not occur in a particular installation. If this equipment does cause harmful interference to radio or television, which can be determined by turning the equipment OFF and ON, the user is encouraged to try to correct the interference by one or more of the following measures:

- Reorient or relocate the receiving antenna.
- Increase the separation between the equipment and receiver.
- Connect the equipment into an outlet on a circuit different from that to which the receiver is connected.
- Consult the dealer or an experienced radio / TV technician for help.

Remote Controls

To satisfy FCC RF exposure compliance requirements, this device should be used in hand-held, hand operated configurations only. The device and its antenna must maintain a separation distance of 20 cm

or more from the person's body, except for the hand and wrists, to satisfy RF exposure compliance. This device is designed to be used in a person's hands and its operating configurations do not support normal transmissions while it is carried in pockets or holsters next to a person's body.

Receiver antenna

To satisfy FCC RF exposure compliance requirements, the device and its antenna must maintain a separation distance of 20 cm or more from the person's body, except for the hand and wrists, to satisfy RF exposure compliance.

This device complies with the Industry Canada Radio Standards Specification RSS 210. Its use is authorized only on a no-interference, no-protection basis; in other words, this device must not be used if it is determined that it causes harmful interference to services authorized by IC. In addition, the user of this device must accept any radio interference that may be received, even if this interference could affect the operation of the device.

WARNING! Changes or modifications not expressly approved by the party responsible for compliance could void the user's authority to operate this device.

Limited lifetime consumer warranty

Directed Electronics. ("Directed") promises to the original purchaser to repair or replace (at Directed's election) with a comparable reconditioned model any Directed unit (hereafter the "unit"), excluding without limitation the siren, the remote transmitters, the associated sensors and accessories, which proves to be defective in workmanship or material under reasonable use during the lifetime of the vehicle provided the following conditions are met: the unit was purchased from an authorized Directed dealer, the unit was professionally installed and serviced by an authorized Directed dealer; the unit will be professionally reinstalled in the vehicle in which it was originally installed by an authorized Directed dealer; and the unit is returned to Directed, shipping prepaid with a legible copy of the bill of sale or other dated proof of purchase bearing the following information: consumer's name, telephone number and address; the authorized dealers name, telephone number and address; complete product description, including accessories; the year, make and model of the vehicle; vehicle license number and vehicle identification number. All components other than the unit, including without limitation the siren, the remote transmitters and the associated sensors and accessories, carry a one-year warranty from the date of purchase of the same. ALL PRODUCTS RECEIVED BY DIRECTED FOR WARRANTY REPAIR WITHOUT PROOF OF PURCHASE FROM AN AUTHORIZED DEALER WILL BE DENIED. This warranty is non-transferable and is automatically void if: the unit's date code or serial number is defaced, missing or altered; the unit has been modified or used in a manner contrary to its intended purpose; the unit has been damaged by accident, unreasonable use, neglect, improper service, installation or other causes not arising out of defects in materials or construction. The warranty does not cover damage to the unit caused by installation or removal of the unit. Directed, in its sole discretion, will determine what constitutes excessive damage and may refuse the return of any unit with excessive damage. TO THE MAXIMUM EXTENT ALLOWED BY LAW, ALL WARRANTIES, INCLUDING BUT NOT LIMITED TO EXPRESS WARRANTY, IMPLIED WARRANTY, WARRANTY OF MERCHANTABILITY, FITNESS FOR PARTICULAR PURPOSE AND WARRANTY OF NON-INFRINGEMENT OF INTELLECTUAL PROPERTY, ARE EXPRESSLY EXCLUDED; AND DIRECTED NEITHER ASSUMES NOR AUTHORIZES ANY PERSON OR ENTITY TO ASSUME FOR IT ANY DUTY, OBLIGATION OR LIABILITY IN CONNECTION WITH ITS PRODUCTS. DIRECTED DISCLAIMS AND HAS ABSOLUTELY NO LIABILITY FOR ANY AND ALL ACTS OF THIRD PARTIES INCLUDING ITS AUTHORIZED DEALERS OR INSTALLERS. DIRECTED SECURITY SYSTEMS, INCLUDING THIS UNIT, ARE DETERRENTS AGAINST POSSIBLE THEFT. DIRECTED IS NOT OFFERING A GUARANTEE OR INSURANCE AGAINST VANDALISM, DAMAGE OR THEFT OF THE AUTOMOBILE, ITS PARTS OR CONTENTS; AND HEREBY EXPRESSLY DISCLAIMS ANY LIABILITY WHATSOEVER, INCLUDING WITHOUT LIMITATION, LIABILITY FOR THEFT, DAMAGE AND/OR VANDALISM. THIS WARRANTY DOES NOT COVER LABOR COSTS FOR MAINTENANCE, REMOVAL OR REINSTALLATION OF THE UNIT OR

ANY CONSEQUENTIAL DAMAGES OF ANY KIND. IN THE EVENT OF A CLAIM OR A DISPUTE INVOLVING DIRECTED OR ITS SUBSIDIARY, THE VENUE SHALL BE SAN DIEGO COUNTY IN THE STATE OF CALIFORNIA. CALIFORNIA STATE LAWS AND APPLICABLE FEDERAL LAWS SHALL APPLY AND GOVERN THE DISPUTE. THE MAXIMUM RECOVERY UNDER ANY CLAIM AGAINST DIRECTED SHALL BE STRICTLY LIMITED TO THE AUTHORIZED DIRECTED DEALER'S PURCHASE PRICE OF THE UNIT. DIRECTED SHALL NOT BE RESPONSIBLE FOR ANY DAMAGES WHATSOEVER, INCLUDING BUT NOT LIMITED TO, ANY CONSEQUENTIAL DAMAGES, INCIDENTAL DAMAGES, DAMAGE TO VEHICLE, DAMAGES FOR THE LOSS OF TIME, LOSS OF EARNINGS, COMMERCIAL LOSS, LOSS OF ECONOMIC OPPORTUNITY AND THE LIKE. NOTWITHSTANDING THE ABOVE, THE MANUFACTURER DOES OFFER A LIMITED WARRANTY TO REPLACE OR REPAIR THE CONTROL MODULE SUBJECT TO THE CONDITIONS AS DESCRIBED HEREIN. THIS WARRANTY IS VOID IF THE UNIT HAS NOT BEEN PURCHASED FROM DIRECTED, OR AN AUTHORIZED DIRECTED DEALER, OR IF THE UNIT HAS BEEN DAMAGED BY ACCIDENT, UNREASONABLE USE, NEGLIGENCE, ACTS OF GOD, NEGLIGENCE, IMPROPER SERVICE, OR OTHER CAUSES NOT ARISING OUT OF DEFECT IN MATERIALS OR CONSTRUCTION.

Some states do not allow limitations on how long an implied warranty will last or the exclusion or limitation of incidental or consequential damages. This warranty gives you specific legal rights and you may also have other rights that vary from State to State.

This warranty is only valid for sale of product(s) within the United States of America and in Canada. Product(s) sold outside of the United States of America or Canada are sold "AS-IS" and shall have NO WARRANTY, express or implied.

For further details relating to warranty information of Directed products, please visit the support section of Directed's website at: www.directed.com

This product may be covered by a Guaranteed Protection Plan ("GPP"). See your authorized Directed dealer for details of the plan or call Directed Customer Service at 1-800-876-0800.